



Off The Shelf
STANDARD PROFILES

CONSTRUCTION | TRADE | GARDEN

Meet & Greet

LET US INTRODUCE OURSELVES

It's no secret that over time, wood will rot, swell, warp and degrade when exposed to moisture.

By replacing timber with TimbPlas on projects where moisture may cause problems in the future, you'll see how it feels to truly fit and forget.

With its lifetime guarantee, TimbPlas offers you peace of mind as well as consistent engineered quality and versatility that wood simply cannot deliver.

Visit

TIMBPLAS.CO.UK

Find us

SOCIALS



Our Mission Statement

WORDS WE LIVE BY

TimbPlas leads the industry in the development and manufacture of versatile, durable and eco-friendly synthetic timber. Servicing a wide range of sectors, TimbPlas aims to solve moisture related issues and increase the life span of customers products.

Consistently providing a high quality engineered product and a service their customers can rely on.

Let's have a chat

CONTACT

Website

www.timbplas.co.uk

Email

info@timbplas.co.uk

Call

01652 225 200

OVER 50 STANDARD PROFILES TO CHOOSE FROM.

TimbPlas is available to order in a range of standard profiles and commonly used component products.

Our standard profiles have been developed to replicate popular wooden batten and plank products, so it's easy to replace like for like.

SQUARE PROFILES



R10/10

Planed H10mm x W10mm
Standard H12mm x W12mm
Ref: R590




S22/22

Planed H22mm x W22mm
Standard H24mm x W24mm
Ref: R456



S25/25

Planed H25mm x W25mm
Standard H27mm x W27mm
Ref: R448



S44/44

Planed H44mm x W44mm
Standard H46mm x W46mm
Ref: R572



R4/23

Planed H4mm x W23mm
Standard H5mm x W25mm
Ref: R525



R8/20

Planed H8mm x W20mm
Standard H10mm x W22mm
Ref: R478



R15/22

Planed H15mm x W22mm
Standard H17mm x W24mm
Ref: R571



R8/40

Planed H8mm x W40mm
Standard H10mm x W42mm
Ref: R571



R14/23

Planed H14mm x W23mm
Standard H16mm x W25mm
Ref: R449



R11/37

Planed H11mm x W37mm
Standard H13mm x W39mm
Ref: R440

RECTANGLE PROFILES



R9/46

Planed H9mm x W46mm
Standard H11mm x W48mm
Ref: R454



R17/37

Planed H17mm x W37mm
Standard H19mm x W39mm
Ref: R616



R22/29

Planed H22mm x W29mm
Standard H24mm x W31mm
Ref: R505



R12/55

Planed H12mm x W55mm
Standard H14mm x W57mm
Ref: R527



R19/30

Planed H19mm x W30mm
Standard H21mm x W32mm
Ref: R552



R12/48

Planed H12mm x W48mm
Standard H15mm x W50mm
Ref: R563



R12/65

Planed H12mm x W65mm
Standard H14mm x W67mm
Ref: R562



R22/36

Planed H22mm x W36mm
Standard H24mm x W38mm
Ref: R434



R20/45

Planed H20mm x W45mm
Standard H22mm x W47mm
Ref: R587



R19/38

Planed H19mm x W38mm
Standard H22mm x W40mm
Ref: R616

RECTANGLE PROFILES



R25/35
Planed H25mm x W35mm
Standard H27mm x W37mm
Ref: R443



R22/46
Planed H22mm x W46mm
Standard H24mm x W48mm
Ref: R454



R30/35
Planed H30mm x W35mm
Standard H32mm x W37mm
Ref: R462



R25/38
Planed H25mm x W38mm
Standard H27mm x W40mm
Ref: R618



R26/39
Planed H26mm x W39mm
Standard H27mm x W41mm
Ref: R477



R25/50
Planed H25mm x W50mm
Standard H27mm x W52mm
Ref: R568



R12/120
Planed H12mm x W120mm
Standard H14mm x W122mm
Ref: R559



R28/53
Planed H28mm x W53mm
Standard H30mm x W55mm
Ref: R517



R19/64
Planed H19mm x W64mm
Standard H22mm x W67mm
Ref: R617



R35/44
Planed H35mm x W44mm
Standard H37mm x W46mm
Ref: R436



R25/70
Planed H25mm x W70mm
Standard H27mm x W72mm
Ref: N/A



R40/46
Planed H40mm x W46mm
Standard H42mm x W48mm
Ref: R533



R19/64
Planed H19mm x W64mm
Standard H22mm x W67mm
Ref: R617



R30/50
Planed H30mm x W50mm
Standard H33mm x W53mm
Ref: R622



R30/60
Planed H30mm x W60mm
Standard H32mm x W62mm
Ref: R561



R38/62
Planed H38mm x W62mm
Standard H40mm x W64mm
Ref: R580



R38/64
Planed H38mm x W64mm
Standard H40mm x W66mm
Ref: R619

Why TimbPlas?

SEVEN REASONS WHY YOU SHOULD CHOOSE TIMBPLAS

1

UNAFFECTED BY MOISTURE

Even when permanently submerged, these profiles will retain their structural integrity - meaning they will outlast almost any product in which is it used.

2

LIGHTWEIGHT BUT STRONG

Offering similar levels of density and strength to softwood, TimbPlas has the benefits of being extremely lightweight. Making it ideal for projects where weight may be a consideration.

3

ADAPTABLE & WORKABLE

MACHINE IT. BOND IT. SCREW IT. PLANE IT.

TimbPlas' versatility lies in its ability to be worked like timber, but also has the long lasting life cycle of a plastic.

4

MAINTENANCE FREE

Not only does TimbPlas not require any form of treatment to make it stand the test of time, it is also 100% maintenance free.

5

ENGINEERED PRECISION

NO KNOTS. NO TWISTING.

NO ROTTING. NO WASTAGE.

TimbPlas is an engineered product, meaning you will benefit from consistent quality throughout its length.

6

ENVIRONMENTALLY FRIENDLY

As it will never degrade, TimbPlas can be recycled into another type of plastic product at the end of its use.

7

ENERGY EFFICIENT

TimbPlas offers a similar U-Value performance to softwood of the equivalent thickness. Replacing your existing timber structure with TimbPlas means no increase in heat loss and no thermal bridging.





R35/62
Planed H35mm x W62mm
Standard H37mm x W64mm
Ref: R507



R38/70
Planed H38mm x W70mm
Standard H40mm x W72mm
Ref: R580



R40/60
Planed H40mm x W60mm
Standard H42mm x W62mm
Ref: R560



R50/65
Planed H50mm x W65mm
Standard H52mm x W67mm
Ref: R584



R25/100
Planed H25mm x W100mm
Standard H27mm x W102mm
Ref: R558



R30/100
Planed H30mm x W100mm
Standard H32mm x W102mm
Ref: R558




R40/95
Planed H40mm x W95mm
Standard H42mm x W97mm
Ref: R620



R40/100
Planed H40mm x W100mm
Standard H42mm x W102mm
Ref: R557



R35/122
Planed H35mm x W122mm
Standard H37mm x W125mm
Ref: R530



**ORDER A
SAMPLE BOX**

Scan the above QR code to order
your free TimbPlas sample box.



R23/28
Planed H23mm x W28mm
Standard H25mm x W30mm
Ref: N/A



R33/43
Planed H33mm x W43mm
Standard H35mm x W45mm
Ref: R508



R33/65
Planed H33mm x W65mm
Standard H35mm x W67mm
Ref: R586



R 25/45
Planed H25mm x W45mm
Standard H27mm x W47mm
Ref: R447




R35/98
Planed H35mm x W98mm
Standard H37mm x W100mm
Ref: R585



R12/25
Planed H12mm x W25mm
Ref: R526



R20/63
Planed H20mm x W63mm
Standard H21mm x W64mm
Ref: R481





LOOKING FOR SOMETHING BESPOKE?

If you're looking for bespoke profiles or components parts, our in-house tooling facility means we can design and produce unique extrusions quickly and cost effectively.

Send us your drawings and we will provide a quote within 24 hours.

Email

info@timbplas.co.uk

Call

01652 225 200

Website

www.timbplas.co.uk



www.timblas.co.uk | sales@timblas.co.uk | 01652 225 200
Atherton Way, Ancholme Business Park, Brigg, North Lincolnshire, DN20 8AR